



## Carbon Reduction Plan - August 2021



## Carbon Reduction Plan

Supplier name: Opcare Ltd

Publication date: 23 August 2021

### Commitment to achieving Net Zero

Ability Matters Group of companies, including Opcare, Ortho Europe and all subsidiaries, is committed to achieving Net Zero emissions by 2050 in support of the UK's and global climate goals.

### Baseline Emissions Footprint

Baseline emissions are a record of the greenhouse gases (GHG) that have been produced in the past, prior to the introduction of any new strategies to reduce emissions. Baseline emissions form our reference point against which further emissions reduction can be measured.

### Baseline Year: 2020

### Notes relating to the Baseline Emissions calculations.

Scope 1 and 2 baseline emissions are based on our 2019/20 SECR emissions report which uses 2020 data. Scope 3 emissions quoted are for business travel using employee-owned vehicles and rental cars, as this data has been previously assessed and reported. More detail can be provided.

There has not yet been any prior assessment or reporting for the other scope 3 emissions, specified by PPN 06/21. As such, there is currently no available emissions data to baseline and report on total scope 3 emissions. We will work with our stakeholders to cover these emissions and create a credible scope 3 baseline for 2021.

### Baseline year emissions:

Emissions	Total (tCO <sub>2</sub> e)
Scope 1	Ability Matters All Companies: 444 tCO <sub>2</sub> e Opcare: 292 tCO <sub>2</sub> e OrthoEurope: 91 tCO <sub>2</sub> e
Scope 2	Ability Matters All Companies: 421 tCO <sub>2</sub> e Opcare: 189 tCO <sub>2</sub> e OrthoEurope: 185 tCO <sub>2</sub> e
Scope 3 (Included sources)	Ability Matters All Companies: 81 tCO <sub>2</sub> e Opcare: 56 tCO <sub>2</sub> e OrthoEurope: 21 tCO <sub>2</sub> e
Total emissions	Ability Matters All Companies: 946 tCO <sub>2</sub> e Opcare: 537 tCO <sub>2</sub> e OrthoEurope: 297 tCO <sub>2</sub> e



## Current emissions reporting (year 2020):

Emissions	Total (tCO <sub>2</sub> e)
Scope 1	<b>Ability Matters All Companies: 444 tCO<sub>2</sub>e</b> Opcare: 292 tCO <sub>2</sub> e OrthoEurope: 91 tCO <sub>2</sub> e
Scope 2	<b>Ability Matters All Companies: 421 tCO<sub>2</sub>e</b> Opcare: 189 tCO <sub>2</sub> e OrthoEurope: 185 tCO <sub>2</sub> e
Scope 3 (Included sources)	<b>Ability Matters All Companies: 81 tCO<sub>2</sub>e</b> Opcare: 56 tCO <sub>2</sub> e OrthoEurope: 21 tCO <sub>2</sub> e
Total emissions	<b>Ability Matters All Companies: 946 tCO<sub>2</sub>e</b> Opcare: 537 tCO <sub>2</sub> e OrthoEurope: 297 tCO <sub>2</sub> e

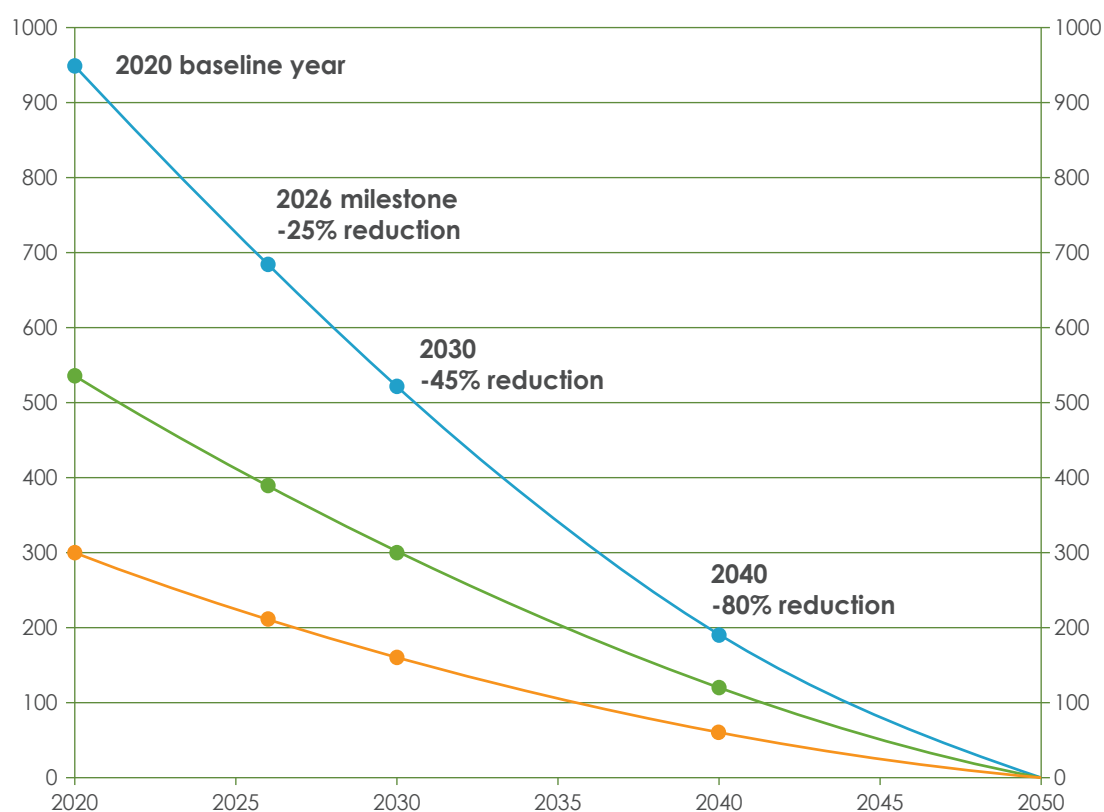
## Emissions reduction targets

In order to progress to achieving Net Zero, we have adopted the following carbon reduction targets:

**Our 2026 target is to reduce GHG emissions from our premises and fleets by 25%.**

This equates to a reduction in emissions of 237 tCO<sub>2</sub>e across the Ability Matters Group of companies, of which at least 134 tCO<sub>2</sub>e reduction will be accounted from Opcare operations and contracts, and 74 tCO<sub>2</sub>e for OrthoEurope.

## Annual GHG emissions tCO<sub>2</sub>e



## Carbon Reduction Projects and Actions

Ability Matters will continue to record annual emissions arising from our premises and fleet, and continually improve our processes for doing so. For 2021 on, we will also target and report on the other relevant scope 3 emissions, now in scope, by working closely with our stakeholders.

Ability Matters has a track record in investing in more efficient equipment and services, such as LED lighting and some of these projects have continued during 2020. In 2020, changes in operational practices has also meant we've also reduced our core vehicle fleet numbers by 20% and reduced our core fleet greenhouse gas emissions by 26%, compared to 2019.



A summary of our action plan going forward is presented in Table 1, which estimates the reduction in emissions for each set of projects to deliver our 2026 target and projected 2030 milestone.

Emissions from premises and fleets, to 2026, can be reduced by targeting lean conservation measures first. Not only are lean measures the quickest way to reduce carbon emissions and lower cost, they also right size subsequent investments in clean energy efficiency or green renewable energy technologies. Our plan targets at least 10% savings from low cost solutions by 2026, targeting a 2% energy consumption reduction each year.

Investment projects are also programmed to 2030. These will be coordinated with timing of new contracts and leases. Some investment projects, such as new lighting or solar PV, may be prioritized earlier as we acknowledge they can support hearts and minds in terms of the behaviour changes required.

Overall, to 2030, our plan targets at least 20% improvement in energy efficiency, which is line with the UK Government's Clean Growth Strategy 2030 targets. Table 1 figures also take into account expected improving GHG emissions from UK electricity generated and from better vehicle efficiencies, over this period.

**Table 1. Summary of key actions to reduce emissions to 2030, measured in tCO<sub>2</sub>e**

Source of emissions	Actions	Baseline emissions (2020)	Projected emissions (2026)	Projected emissions (2030)
 Premises	Lean conservation measures, 2% reduction a year		-63	
	Investments in energy efficiency projects			-30
	Re-fits and building refurbishments			-20
	Local renewable energy generation			-20
	<b>Sub-total (with improvements in GHG emissions in UK electricity generated)</b>	<b>634</b>	<b>399</b>	<b>285</b>
 Fleet vehicles	Reduce fleet mileage and fuel use by 2% a year		-31	
	Vehicle specification policies		-15	-30
	<b>Sub-total (with improvements in GHG emissions in industry vehicle efficiencies)</b>	<b>311</b>	<b>252</b>	<b>225</b>
	<b>Total</b>	<b>311</b>	<b>252</b>	<b>225</b>
	<b>% reduction opportunity</b>		<b>-30%</b>	<b>-46%</b>

**Declaration and Sign Off for Government Contracts**

This Carbon Reduction Plan has been completed in accordance with PPN 06/21 and associated guidance and reporting standard for Carbon Reduction Plans. This plan is an early adoption of these requirements.

Emissions have been reported and recorded in accordance with the published reporting standard for Carbon Reduction Plans and the GHG Reporting Protocol corporate standard and uses the appropriate Government emission conversion factors for greenhouse gas company reporting.

Scope 1 and Scope 2 emissions have been reported in accordance with SECR requirements, and the required subset of Scope 3 emissions have been reported in accordance with the published reporting standard for Carbon Reduction Plans and the Corporate Value Chain (Scope 3) Standard.

This Carbon Reduction Plan has been reviewed and signed off by the board of directors (or equivalent management body).

**Signed on behalf of the Supplier:**

A handwritten signature in blue ink, appearing to read 'NJ', followed by a series of loops and a final flourish.

**Neil James – Chief Operating Officer – Opcare Ltd**

**Date: 23/08/2021**